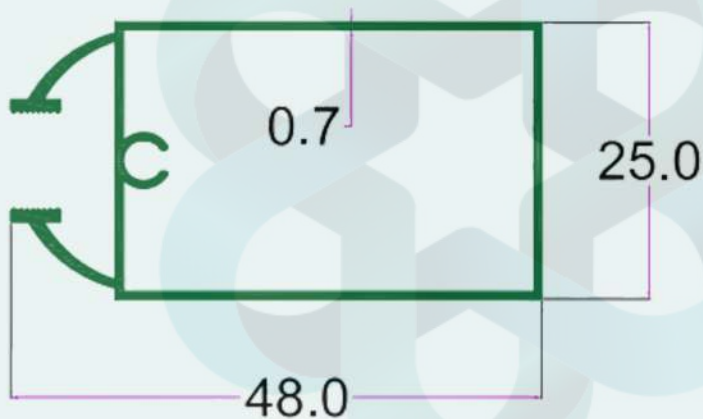


## CHOWKHAT SECTION



SEC. NO. 3006

WT. 1.000 TO 1.200 KG/12'

## CHOWKHAT SECTION

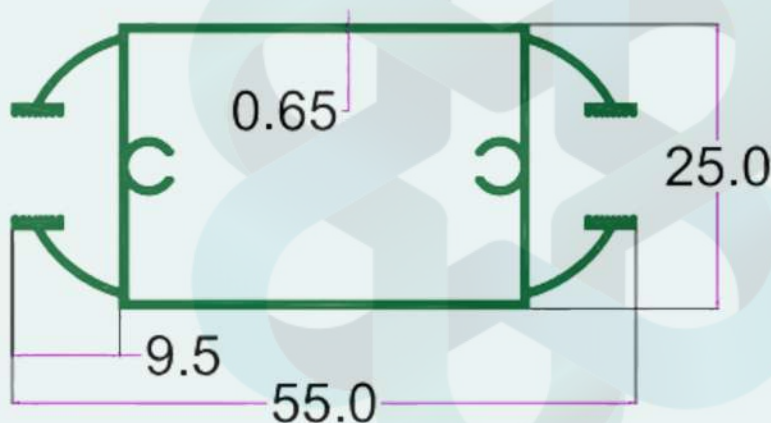


SEC. NO. 3053

WT. 0.600 TO 0.800 KG/12'

ALUMINIUM

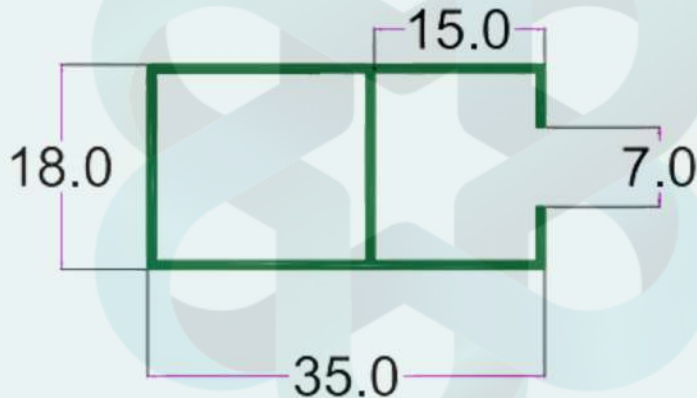
## CHOWKHAT SECTION



SEC. NO. 3042

WT. 1.400 TO 1.800 KG/12'

## CHOWKHAT SECTION



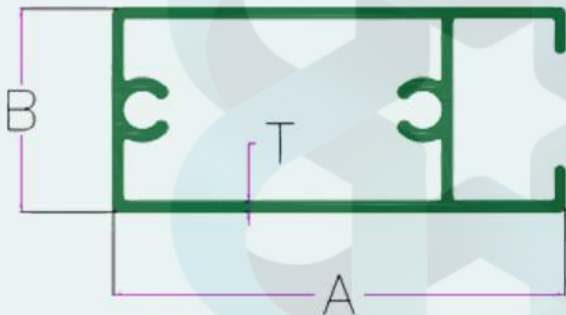
SEC. NO. 3054

WT. 0.800 TO 0.900 KG/12'

## CHOWKHAT SECTION



INTELLIGENT  
ALUMINIUM  
itswalpolest.com



S. No.	Section No.	A in mm.	B in mm.	T in mm.	Weight (KG/12")
I	1811	35.00	15.00	0.70	0.800-1.000

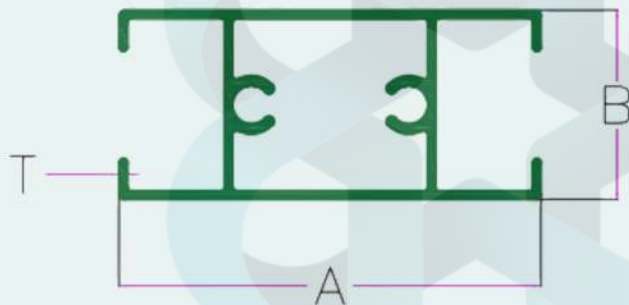
INTELLIGENT  
ALUMINIUM

# CHOWKHAT SECTION



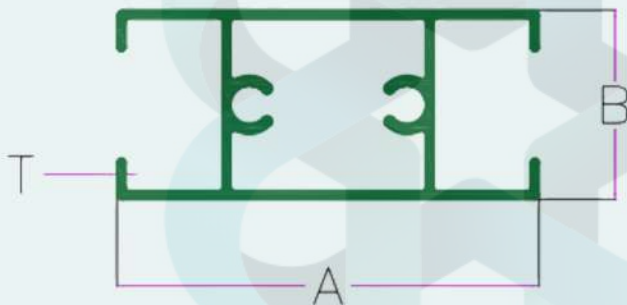
S. No.	Section No.	A in mm.	B in mm.	T in mm.	Weight (KG/12')
1	1831	33.00	13.00	0.60	0.500-0.620
2	1832	33.00	13.00	0.70	0.600-0.700
3	1833	33.00	13.00	1.00	0.910-0.950
4	1834	35.00	15.00	0.70	0.700-0.800
5	1835	35.00	15.00	0.90	0.810-0.900

## CHOWKHAT SECTION



S. No.	Section No.	A in mm.	B in mm.	T in mm.	Weight (KG/12')
1	1841	35.00	15.00	0.70	0.850-0.950
2	1842	35.00	15.00	0.80	0.900-1.000

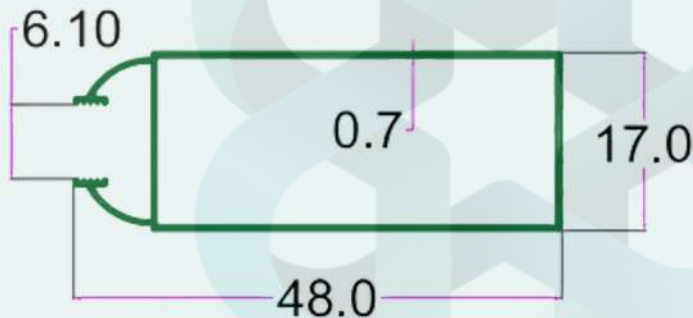
## CHOWKHAT SECTION



S. No.	Section No.	A in mm.	B in mm.	T in mm.	Weight (KG/12')
1	1841	35.00	15.00	0.70	0.850-0.950
2	1842	35.00	15.00	0.80	0.900-1.000



## CHOWKHAT SECTION

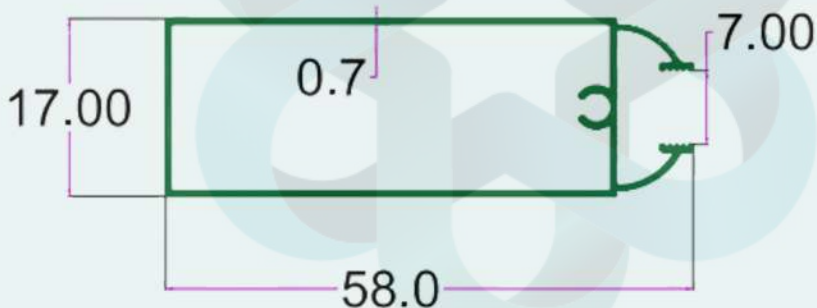


SEC. NO. 3011

WT. 0.800 TO 0.900 KG/12'

INTELLIGENT  
ALUMINIUM

## CHOWKHAT SECTION



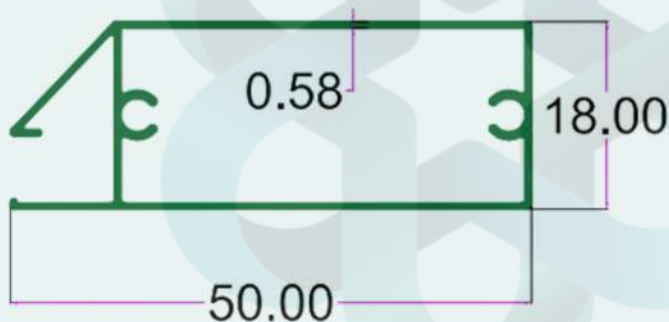
SEC. NO. 3013

WT. 1.050 TO 1.150 KG/12'



INTELLIGENT  
ALUMINIUM  
itswalpind.com

## CHOWKHAT SECTION



SEC. NO. 3014

WT. 0.900 To 1.000 KG/12'

INTELLIGENT  
ALUMINIUM

## CHOWKHAT SECTION

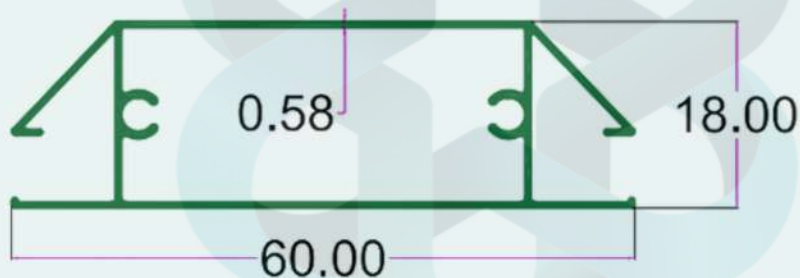


SEC. NO. 3012

WT. 1.050 TO 1.150 KG/12'

INTELLIGENT  
ALUMINIUM

## CHOWKHAT SECTION

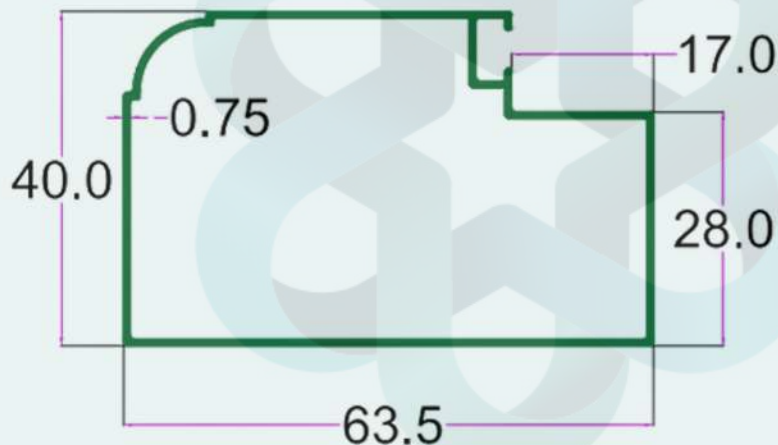


SEC. NO. 3015

WT. 1.000 To 1.150 KG/12'

ALUMINIUM

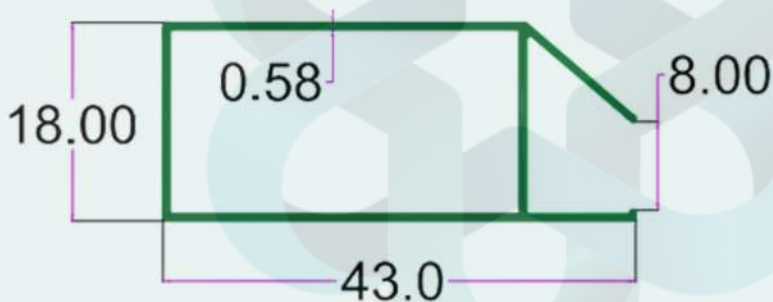
## CHOWKHAT SECTION



SEC. NO. 3017

WT. 1.550 TO 1.750 KG/12'

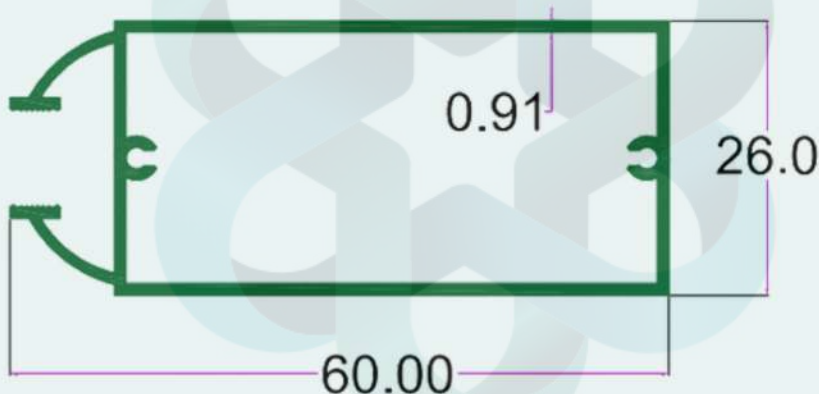
## CHOWKHAT SECTION



SEC. NO. 3016

WT. 0.700 To 0.850 KG/12'

## CHOWKHAT SECTION



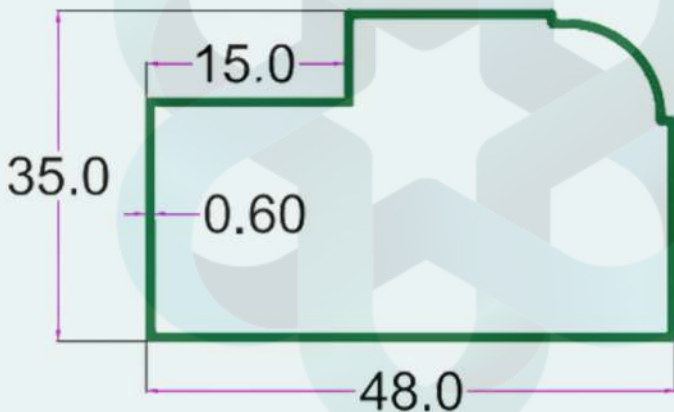
SEC. NO. 3019

WT. 2.400 TO 2.600 KG/12'

INTELLIGENT  
ALUMINIUM



## CHOWKHAT SECTION

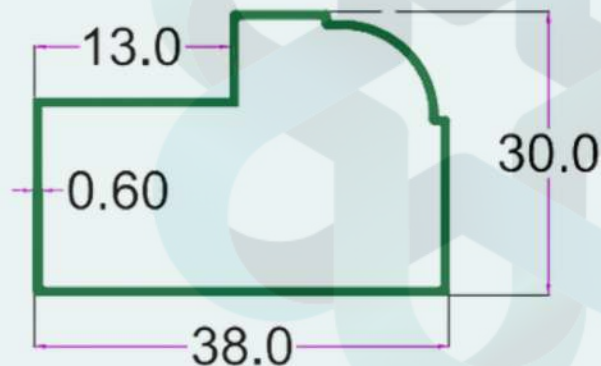


SEC. NO. 3021

WT. 0.750 TO 0.900 KG/12'

ALUMINIUM

## CHOWKHAT SECTION



SEC. NO. 3025

WT. 0.625 TO 0.750 KG/12'

## CHOWKHAT SECTION

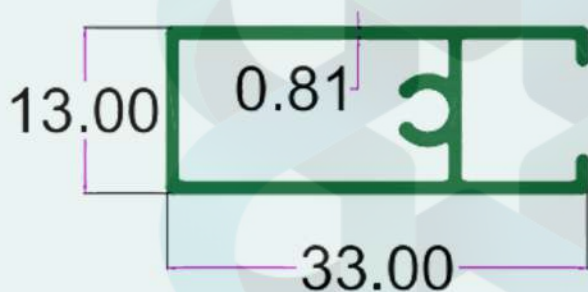


SEC. NO. 3022

WT. 0.800 To 1.100 KG/12'

INTELLIGENT  
ALUMINIUM

## CHOWKHAT SECTION



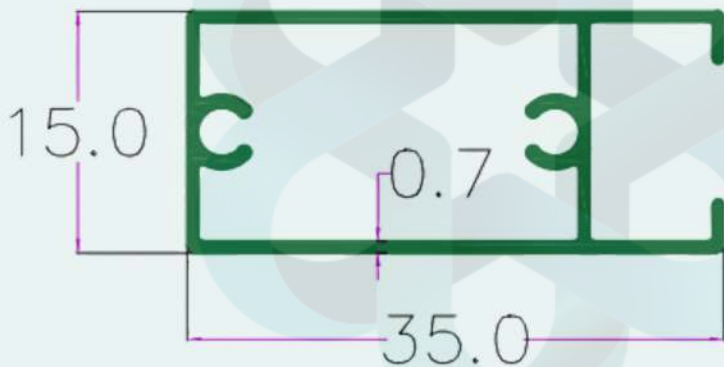
SEC. NO. 3027

WT. 0.850 To 1.100 KG/12'



INTELLIGENT  
ALUMINIUM  
[www.alupanel.com](http://www.alupanel.com)

## CHOWKHAT SECTION



SEC. NO.3023

WT. 0.800 TO 1.000 KG/12'

INTELLIGENT  
ALUMINIUM

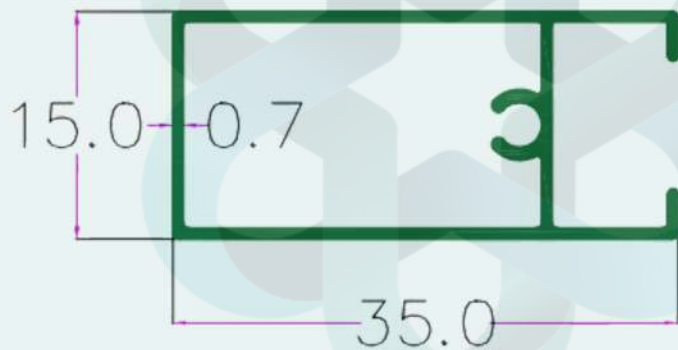
## CHOWKHAT SECTION



SEC. NO. 3028

WT. 0.400 TO 0.550 KG/12'

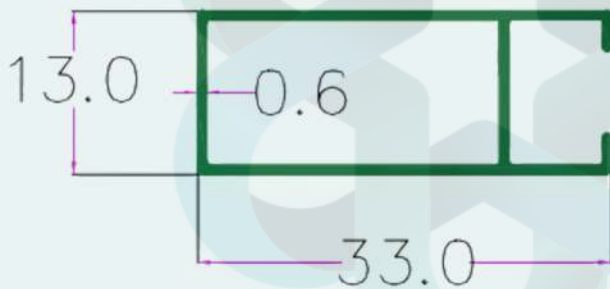
## CHOWKHAT SECTION



SEC. NO. 3024

WT. 0.700 TO 0.800 KG/12'

## CHOWKHAT SECTION

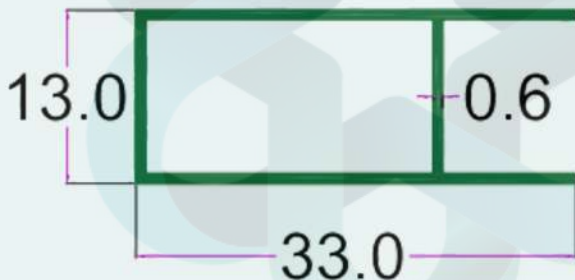


SEC. NO. 3029

WT. 0.600 To 0.850 KG/12'



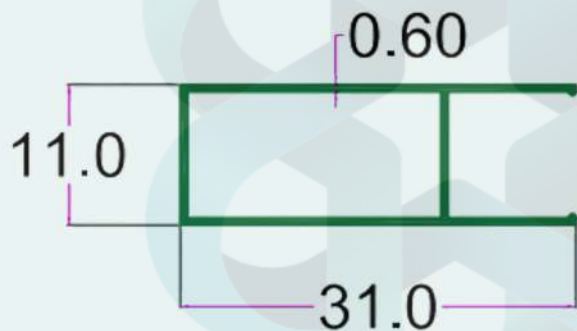
## CHOWKHAT SECTION



SEC. NO. 3026

WT. 0.600 To 0.800 KG/12'

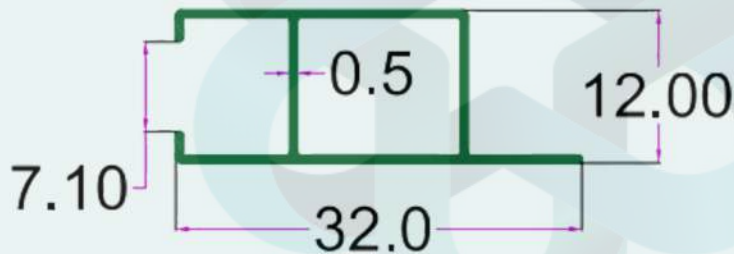
## CHOWKHAT SECTION



SEC. NO. 3030

WT. 0.400 To 0.600 KG/12'

## CHOWKHAT SECTION

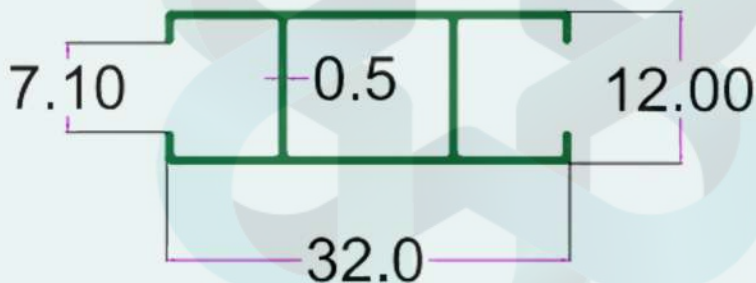


SEC. NO. 3265

WT. 0.400 TO 0.450 KG/12'

INTELLIGENT  
ALUMINIUM

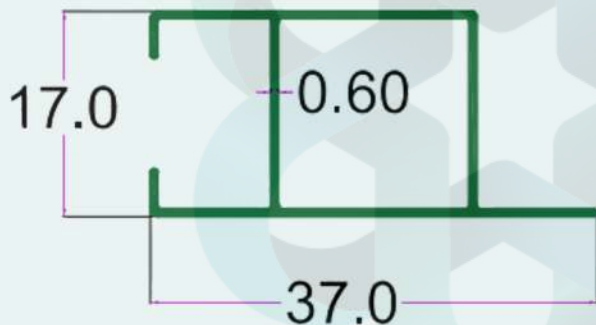
## CHOWKHAT SECTION



SEC. NO. 3266

WT. 0.410 TO 0.460 KG/12'

## CHOWKHAT SECTION

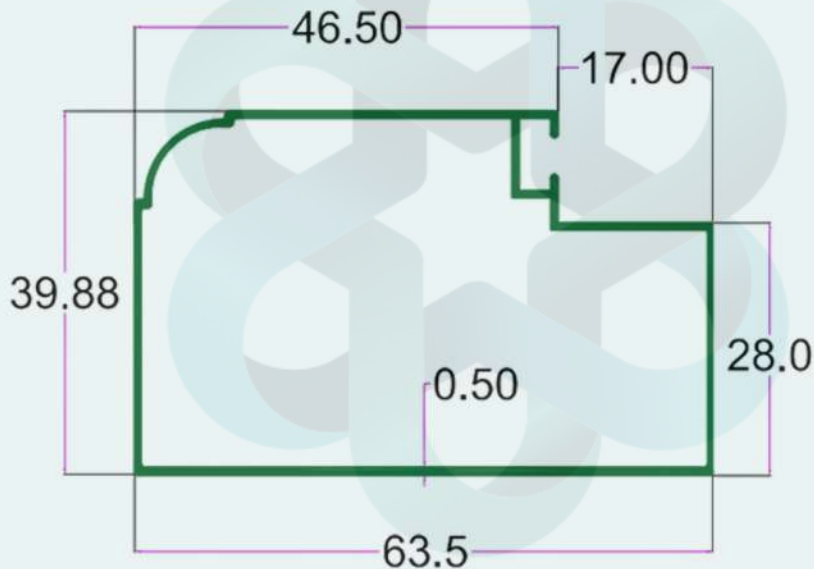


SEC. NO. 3267

WT. 0.580 TO 0.640 KG/12'

INTELLIGENT  
ALUMINIUM

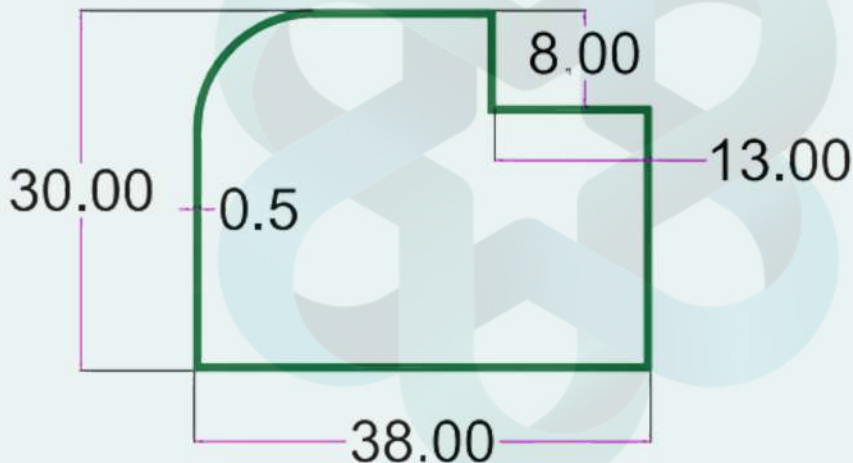
## CHOWKHAT SECTION



SEC. NO. 3490

WT. 1.040 TO 1.200 KG/12'

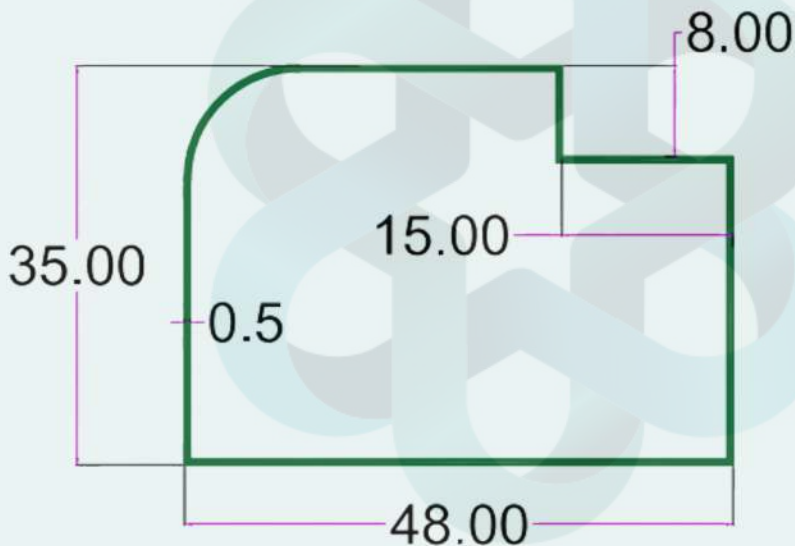
## CHOWKHAT SECTION



SEC. NO. 3551

WT. 0.600 TO 0.700 KG/12'

## CHOWKHAT SECTION

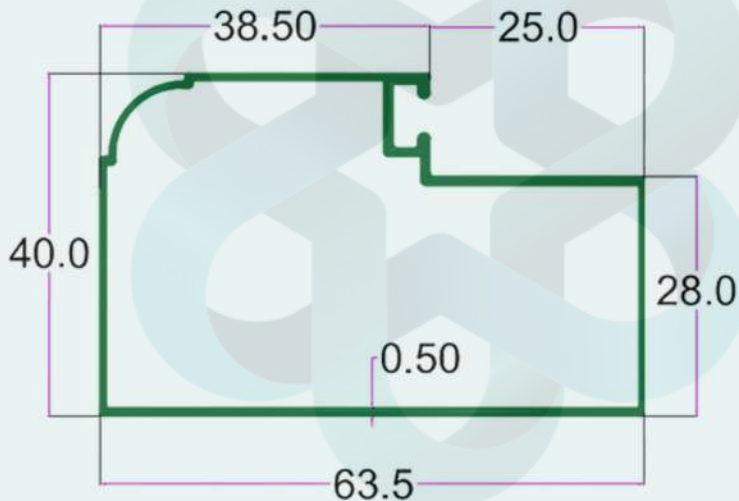


SEC. NO. 3552

WT. 0.750 TO 0.850 KG/12'



## CHOWKHAT SECTION



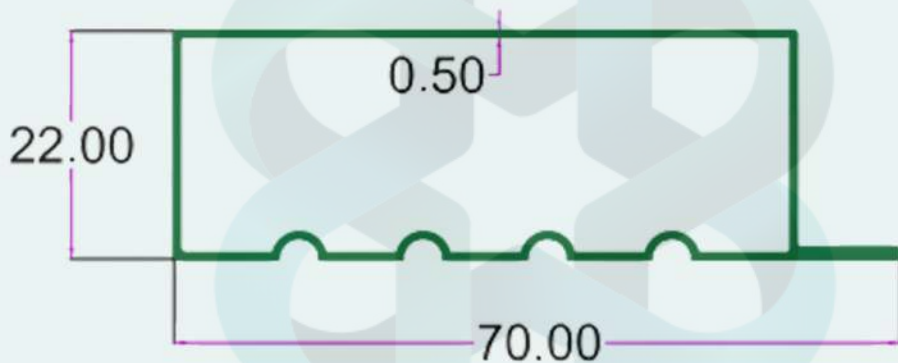
SEC. NO. 3489

WT. 1.040 TO 1.200 KG/12'



INTELLIGENT  
ALUMINIUM  
itsaluminium.com

## CHOWKHAT SECTION

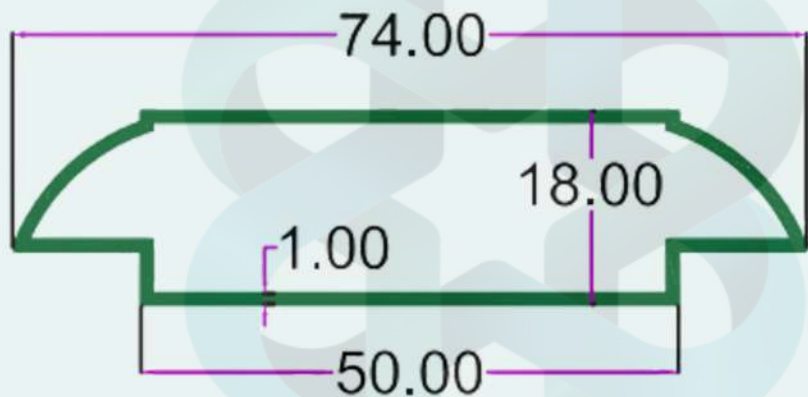


SEC. NO. 3558

WT. 0.870 TO 1.000 KG/12'

INTELLIGENT  
ALUMINIUM

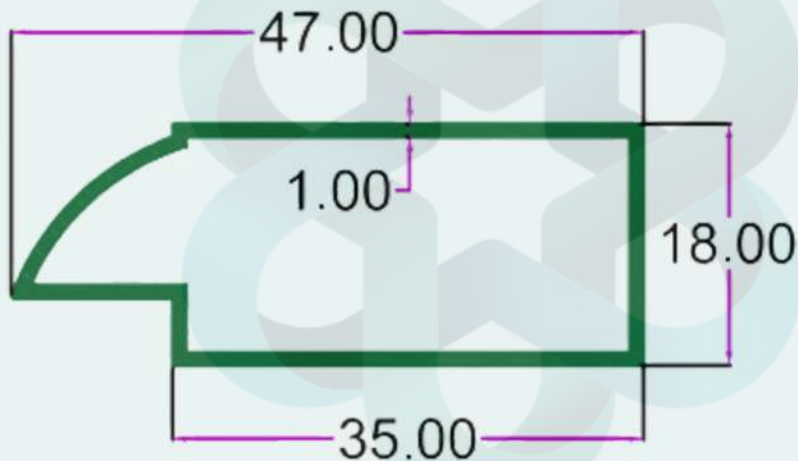
## CHOWKHAT SECTION



SEC. NO. 4054

WT. 1.650 TO 1.850 KG/12'

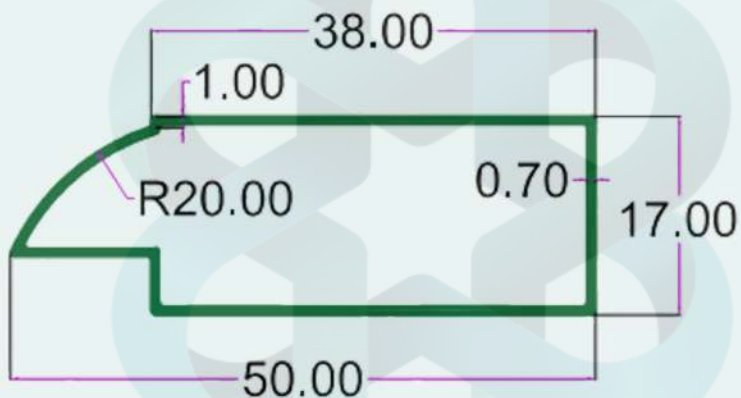
## CHOWKHAT SECTION



SEC. NO. 4055

WT. 1.180 TO 1.300 KG/12'

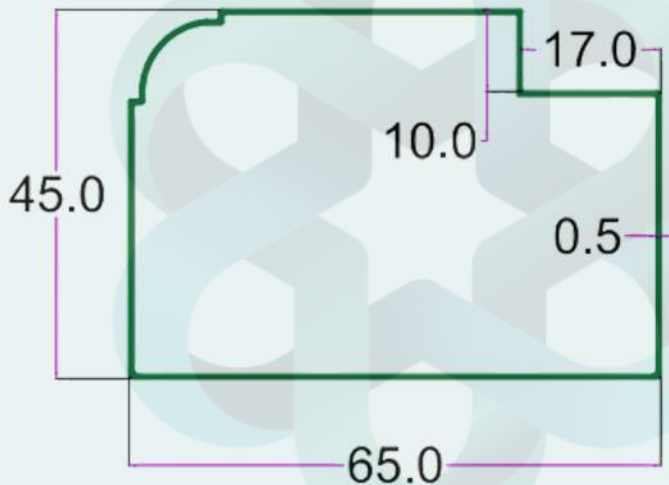
## CHOWKHAT SECTION



SEC.NO. 4397

WT. 0.860 TO 1.000 KG/12'

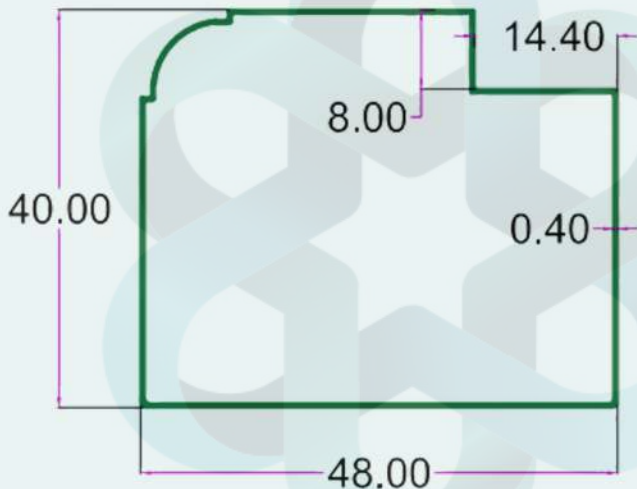
## CHOWKHAT SECTION



SEC. NO. 364I

WT. 1.220 TO 1.500 KG/12'

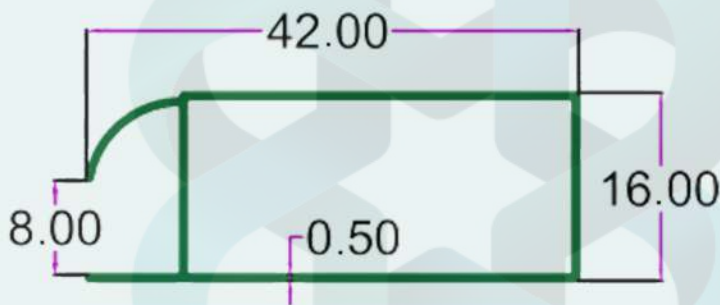
## CHOWKHAT SECTION



SEC. NO. 4057

WT. 1.050 TO 1.150 KG/12'

## CHOWKHAT SECTION



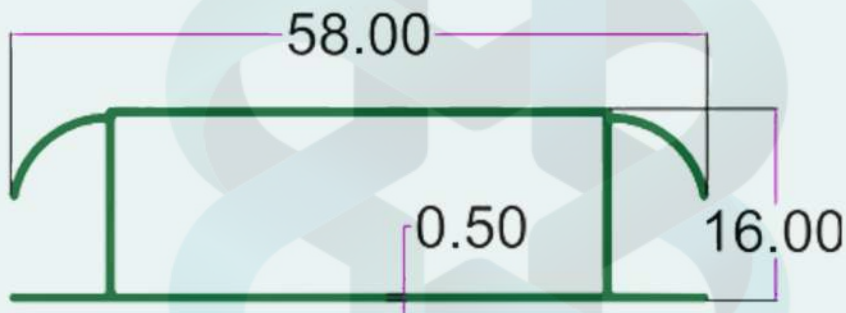
SEC. NO. 4058

WT. 0.570 TO 0.670 KG/12'

ALUMINIUM



## CHOWKHAT SECTION

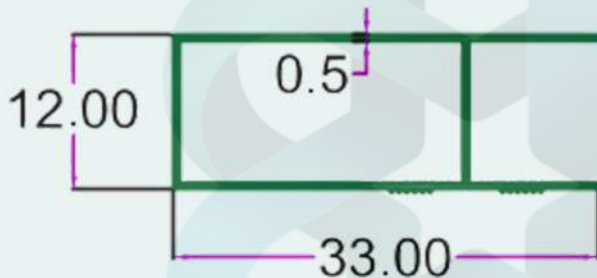


SEC. NO. 4059

WT. 0.750 TO 0.850 KG/12'

INTELLIGENT  
ALUMINIUM

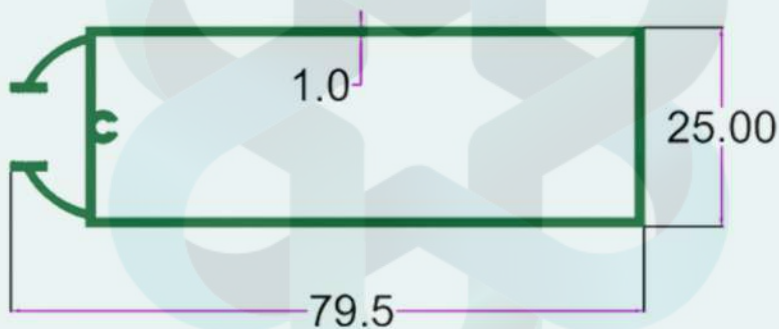
## CHOWKHAT SECTION



SEC. NO. 3553

WT. 0.430 TO 0.500 KG/12'

## BOMBAY SLIDING



SEC. NO. 300I

WT. 2.200 TO 2.350 KG/12'

INTELLIGENT  
ALUMINIUM

## BOMBAY SLIDING



SEC. NO. 3002

WT. 1.900 To 2.100 KG/12'

INTELLIGENT  
ALUMINIUM

## BOMBAY SLIDING

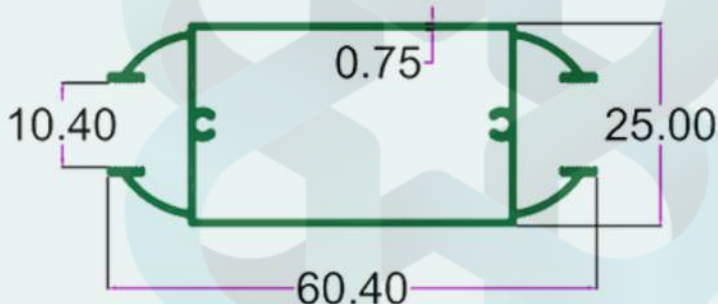


SEC. NO. 3062

WT. 1.510 To 1.690 KG/12'

INTELLIGENT  
ALUMINIUM

## BOMBAY SLIDING

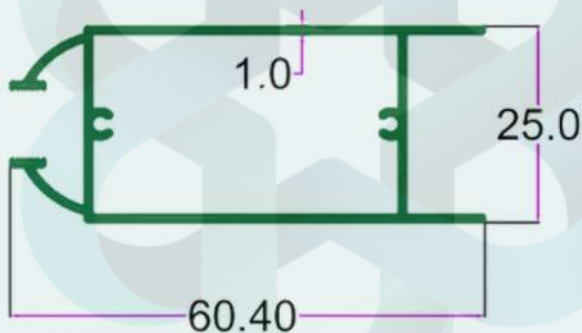


SEC. NO. 3061

WT. 1.510 To 1.690 KG/12'

INTELLIGENT  
ALUMINIUM

## BOMBAY SLIDING

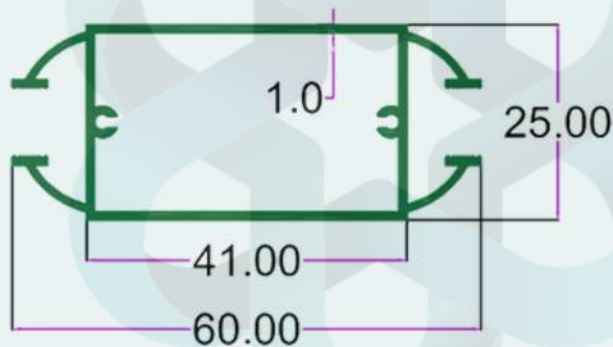


SEC. NO. 4185

WT. 1.840 To 2.150 KG/12'

INTELLIGENT  
ALUMINIUM

# BOMBAY SLIDING



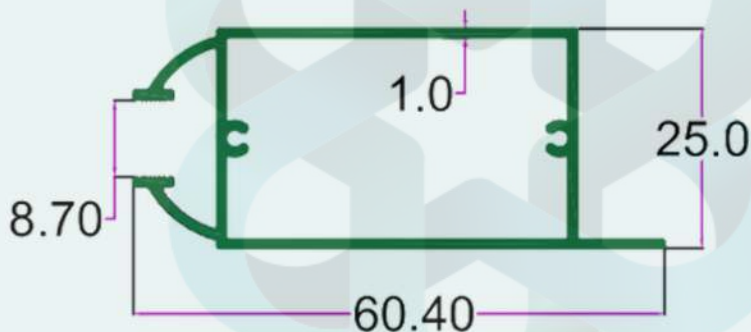
SEC. NO. 3004

WT. 2.40 To 2.60 KG/12'

INTELLIGENT  
ALUMINIUM



## BOMBAY SLIDING

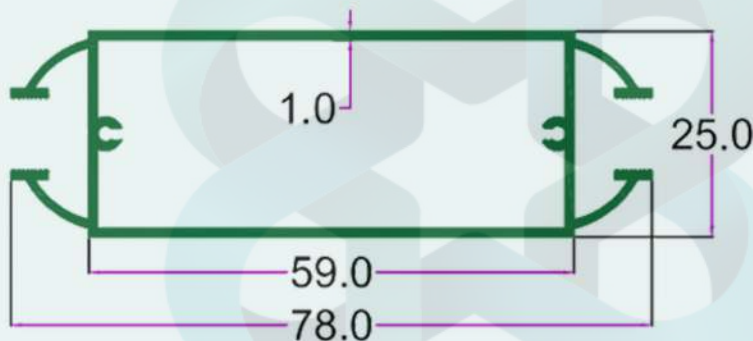


SEC. NO. 4186

WT. 1.740 To 2.000 KG/12'

INTELLIGENT  
ALUMINIUM

## CHOWKHAT SECTION

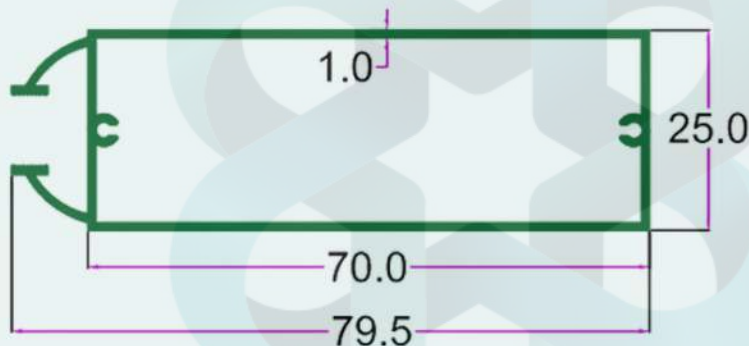


SEC. NO. 3003

(L)WT. 2.810 TO 3.100 KG/15'

(H)WT. 3.700 TO 4.100 KG/15'

## CHOWKHAT SECTION

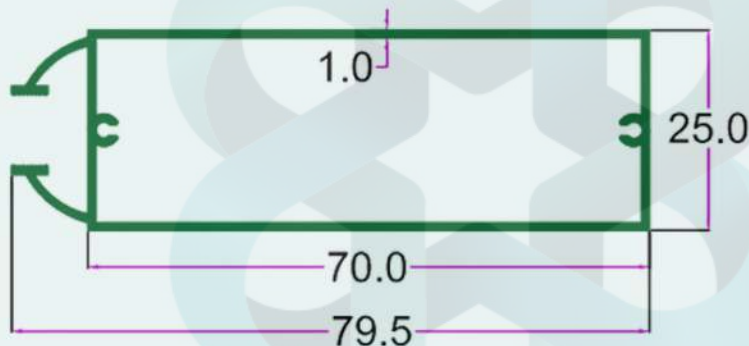


SEC. NO. 3005

(L) WT. 2.810 TO 3.100 KG/15'

(H) WT. 3.450 TO 3.700 KG/15'

## CHOWKHAT SECTION

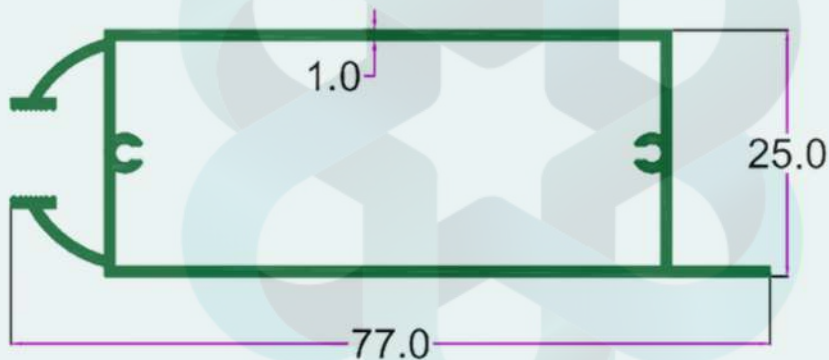


SEC. NO. 3005

(L) WT. 2.810 TO 3.100 KG/15'

(H) WT. 3.450 TO 3.700 KG/15'

## CHOWKHAT SECTION

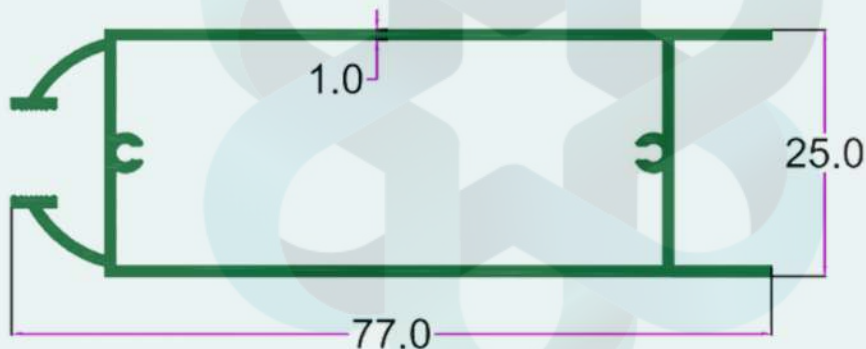


SEC. NO. 3010

(L) WT. 2.700 To 3.100 KG/16'

(H) WT. 3.600 To 4.200 KG/16'

## CHOWKHAT SECTION



SEC. NO. 3009

(L) WT. 3.000 To 3.300 KG/16'

(H) WT. 3.900 To 4.200 KG/16'

# CHOWKHAT SECTION



INTELLIGENT  
ALUMINIUM  
itswalipanel.com



SEC. NO. 3018

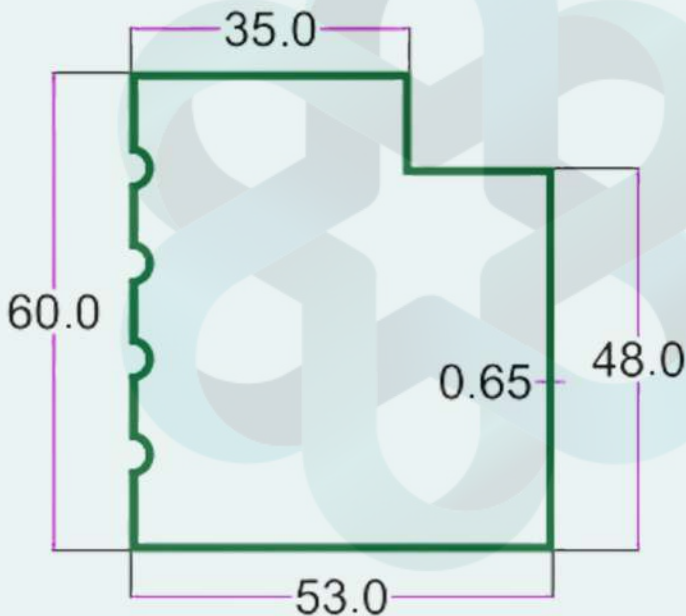
WT. 2.800 TO 3.200 KG/12'

INTELLIGENT  
ALUMINIUM



INTELLIGENT  
ALUMINIUM  
itswalpind.com

## CHOWKHAT SECTION

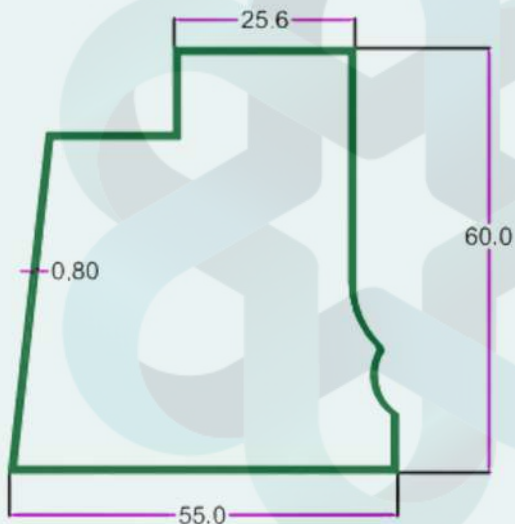


SEC. NO. 3088

WT. 1.400 TO 1.800 KG/12'



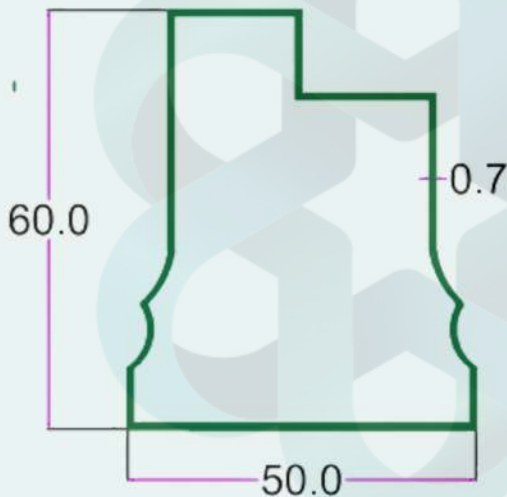
## CHOWKHAT SECTION



SEC. NO. 3089

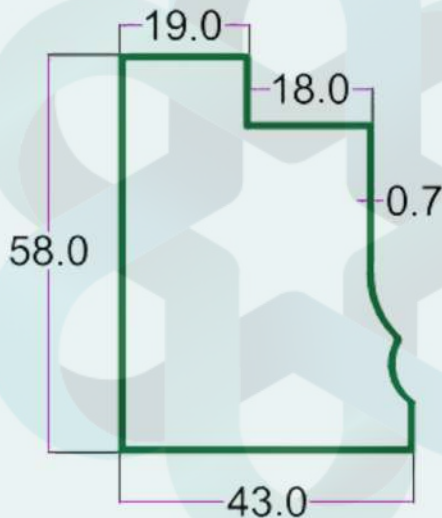
WT. 1.550 TO 1.700 KG/12'

## CHOWKHAT SECTION



SEC. NO. 3090.  
WT. 1.000 TO 1.400 KG/12'

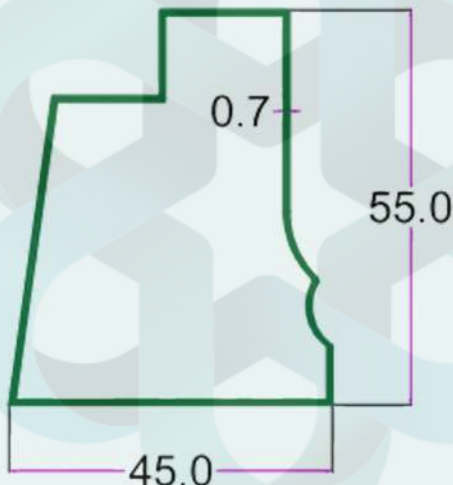
## CHOWKHAT SECTION



SEC. NO. 309I

WT. 1.200 TO 1.400 KG/12'

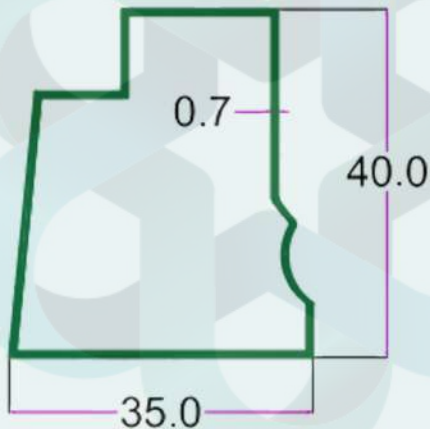
## CHOWKHAT SECTION



SEC. NO. 3092

WT. 1.000 TO 1.200 KG/12'

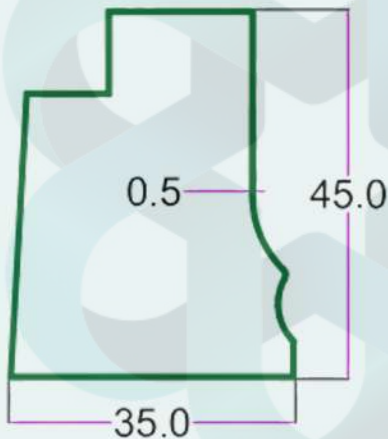
## CHOWKHAT SECTION



SEC. NO. 3093

WT. 0.70 TO 0.80 KG/12'

## CHOWKHAT SECTION

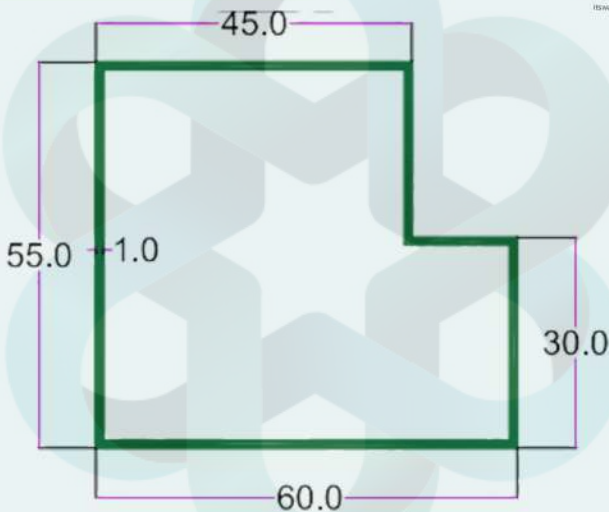


SEC. NO. 3094

WT. 0.700 TO 0.950 KG/12'

ALUMINIUM

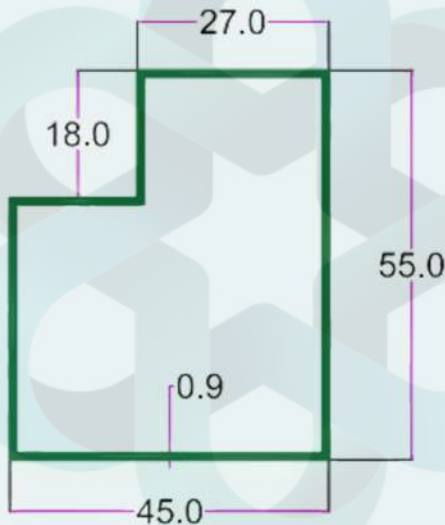
## CHOWKHAT SECTION



SEC. NO. 3060

WT. 2.230 TO 2.400 KG/12'

## CHOWKHAT SECTION

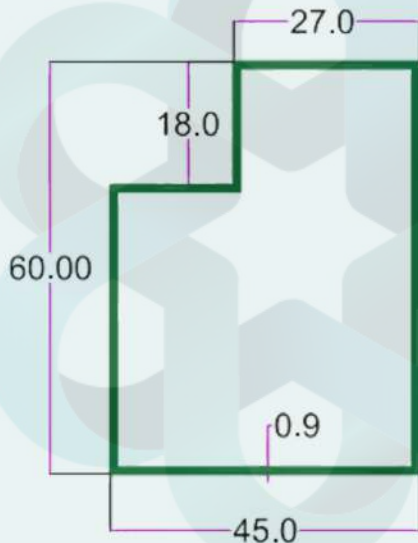


SEC. NO. 3071

WT. 1.600 TO 1.800 KG/12'



# CHOWKHAT SECTION

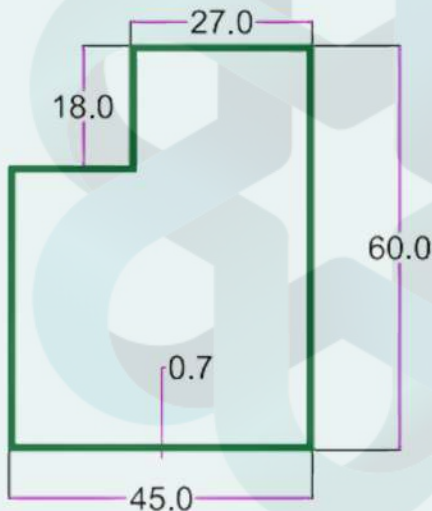


SEC. NO. 3072

WT. 1.600 TO 1.800 KG/12'

ALUMINIUM

## CHOWKHAT SECTION



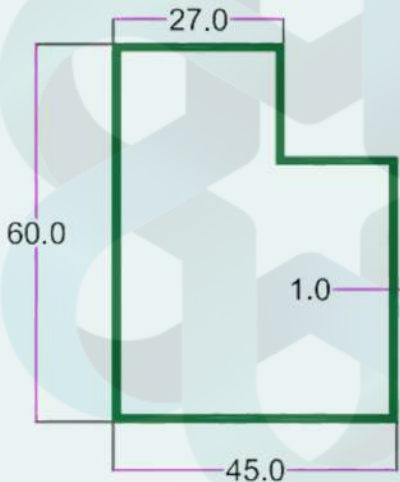
SEC. NO. 3073

WT. 1.300 TO 1.600 KG/12'

## CHOWKHAT SECTION



INTELLIGENT  
ALUMINIUM  
itsw@ipent.com

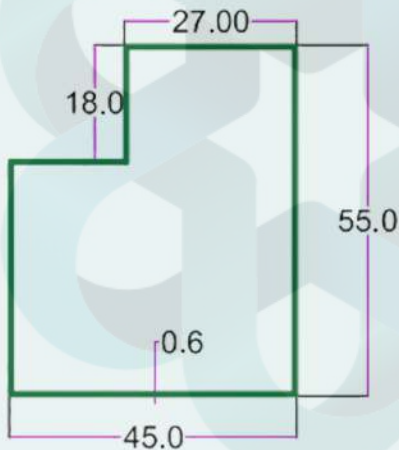


SEC. NO. 3074

WT. 2.000 TO 2.300 KG/12'

ALUMINIUM

# CHOWKHAT SECTION

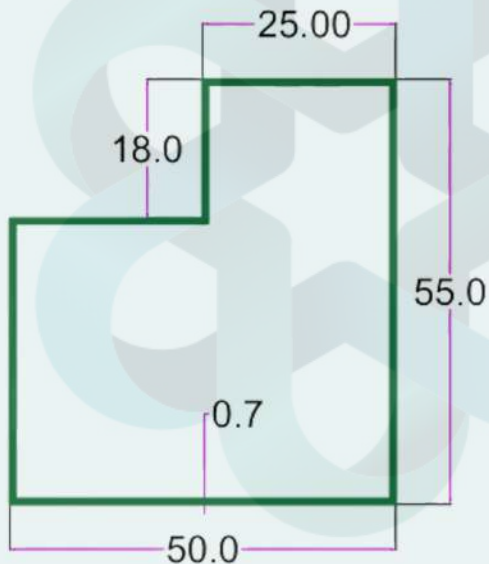


SEC. NO. 3075

WT. 1.100 TO 1.300 KG/12'

INTELLIGENT  
ALUMINIUM

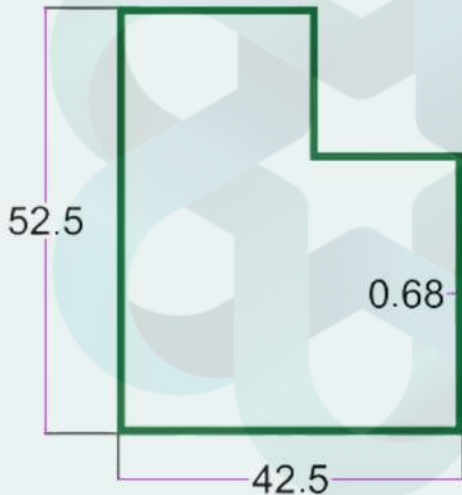
## CHOWKHAT SECTION



SEC. NO. 3076

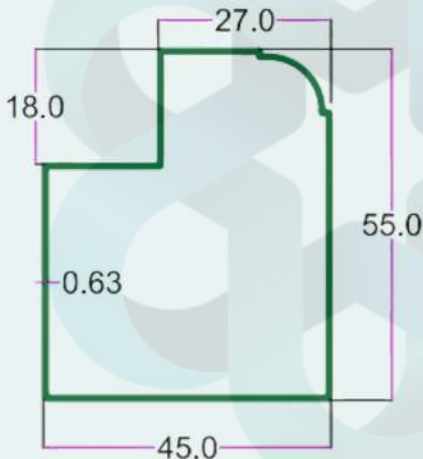
WT. 1.500 TO 1.900 KG/12'

## CHOWKHAT SECTION



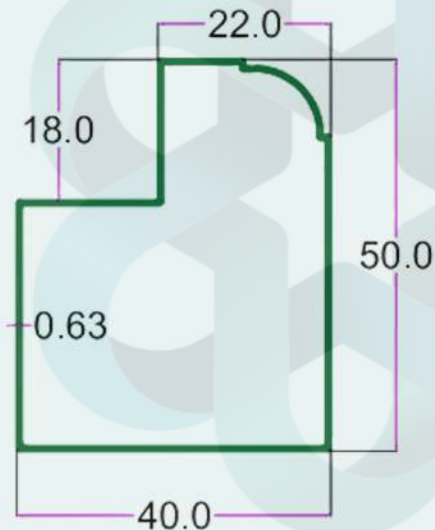
SEC. NO. 3078  
WT. 1.300 TO 1.600 KG/12'

## CHOWKHAT SECTION



SEC. NO. 3079  
WT. 1.200 TO 1.500 KG/12'

## CHOWKHAT SECTION



SEC. NO. 3080

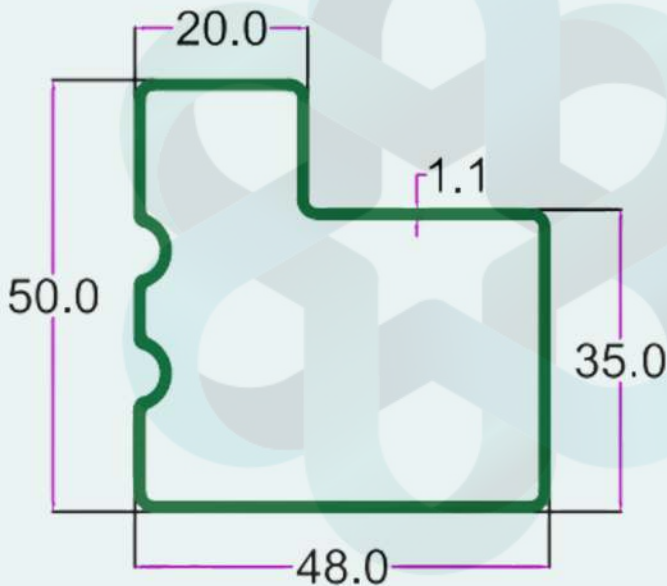
WT. 1.000 TO 1.400 KG/12'





INTELLIGENT  
ALUMINIUM  
itswalpind.com

## CHOWKHAT SECTION



SEC. NO. 308I

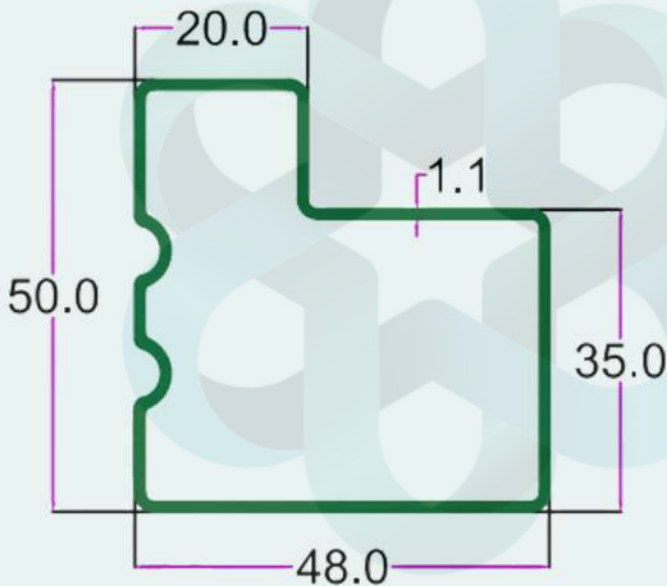
WT. 2.100 TO 2.500 KG/12'

INTELLIGENT  
ALUMINIUM



INTELLIGENT  
ALUMINIUM  
itswalpolest.com

## CHOWKHAT SECTION

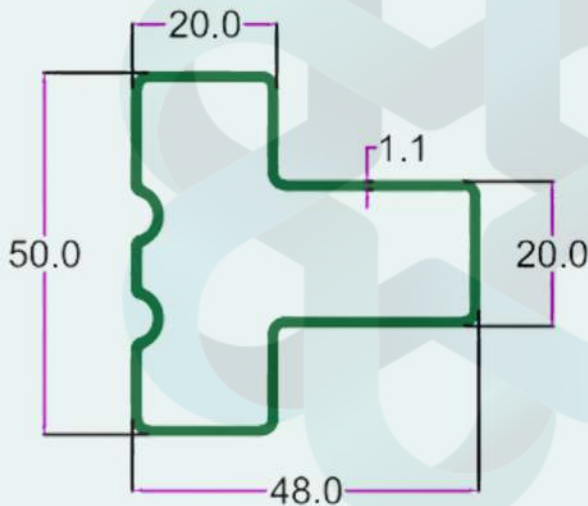


SEC. NO. 308I

WT. 2.100 TO 2.500 KG/12'

INTELLIGENT  
ALUMINIUM

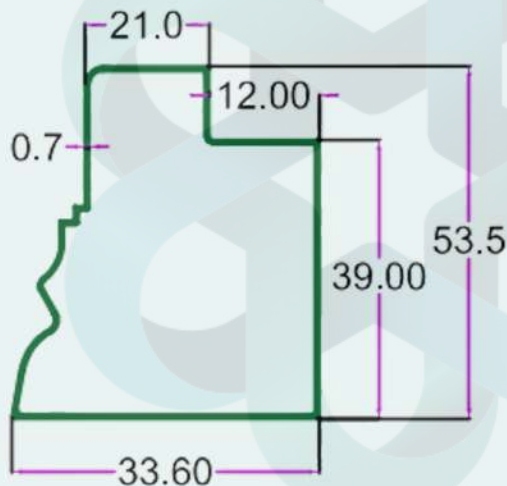
## CHOWKHAT SECTION



SEC. NO. 3082

WT. 2.100 TO 2.500 KG/12'

## CHOWKHAT SECTION

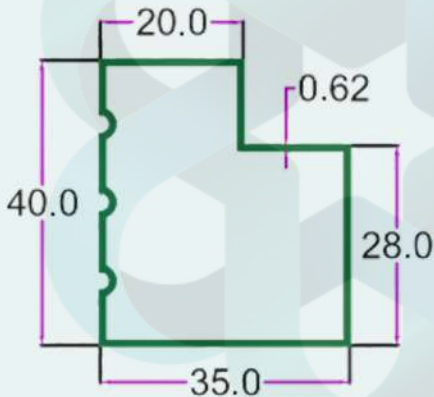


SEC. NO. 3083

WT. 1.300 TO 1.600 KG/12'

ALUMINIUM

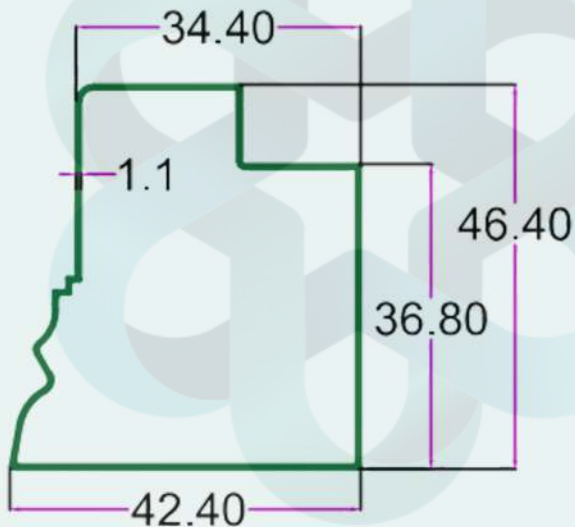
## CHOWKHAT SECTION



SEC. NO. 3086

WT. 0.900 TO 1.300 KG/12'

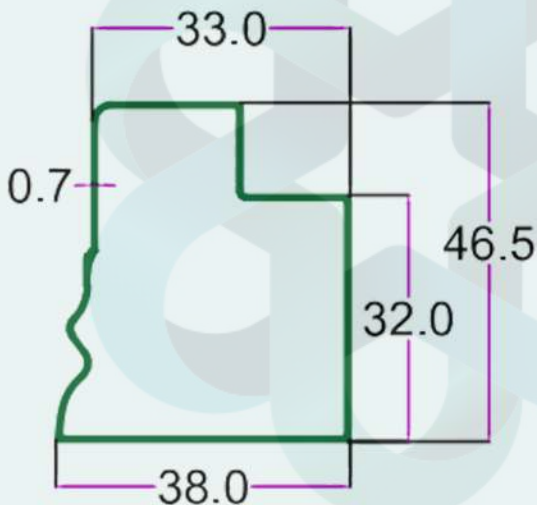
## CHOWKHAT SECTION



SEC. NO. 3084

WT. 2.300 TO 2.600 KG/12'

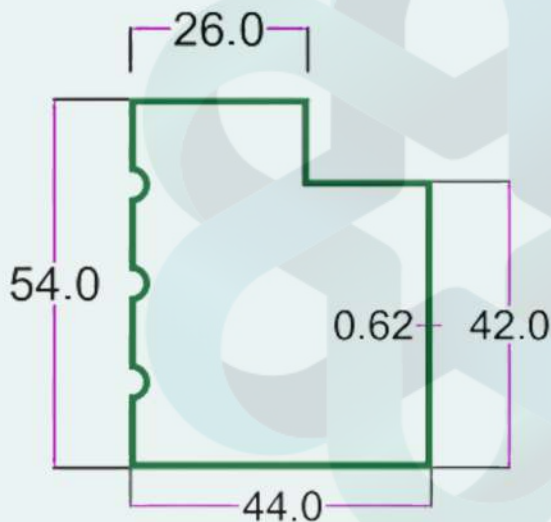
## CHOWKHAT SECTION



SEC. NO. 3085

WT. 1.100 TO 1.400 KG/12'

## CHOWKHAT SECTION



SEC. NO. 3087

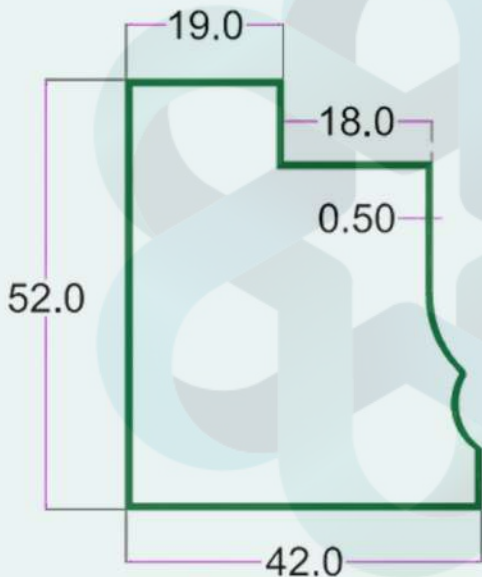
WT 1.200 TO 1.500 KG/12'





INTELLIGENT  
ALUMINIUM  
[www.ipanel.com](http://www.ipanel.com)

## CHOWKHAT SECTION



SEC. NO. 3096

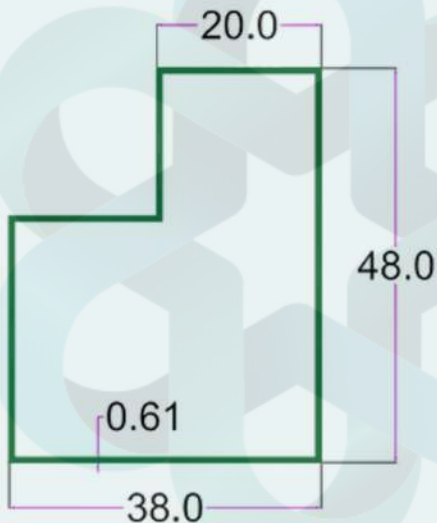
WT. 0.900 TO 1.050 KG/12'

INTELLIGENT  
ALUMINIUM



INTELLIGENT  
ALUMINIUM  
[www.alupanel.com](http://www.alupanel.com)

## CHOWKHAT SECTION



SEC. NO. 3077

WT. 1.020 TO 1.120 KG/12'

INTELLIGENT  
ALUMINIUM